



Summer Holidays Assignment (2024-2025)

Class-I

*Vacation time! How great it feels to have time for some fun activities.  
It would be a great idea to get out your pencils, paper, and colours.  
Make your holidays fruitful and add colours to your creations.*



English

**1. Word building game**

Search and write 5 new words from each given word.

**C a r p e n t e r** :- car , pen , near

E d u c a t i o n :-

T e l e v i s i o n :-

E l e p h a n t :-



**2. Word chain**

Make a chain of 5 words for each given word below by writing a new word with the last letter of the previous word.

parrot- **t**rain- **n**ose- **e**ar-.....

Blue **e** - \_\_\_\_\_

Mango **o** - \_\_\_\_\_

Colour **r** - \_\_\_\_\_

Group **p** - \_\_\_\_\_

**3. Do pages 35, 43 to 48 in “Cursive writing” book.**

**4. Revise naming words pages from grammar book lessons done in class. Write one with each given letter-person, place, animal, thing with the given letters.**

	PERSON	PLACE	ANIMAL/ BIRD	THING
S	sir	school	sparrow	spoon
B				
R				
P				
C				

**5. Re-write sentences using capital letters and full stop (.).**

a) this is my class

\_\_\_\_\_

b) i play football

\_\_\_\_\_

c) the milk is hot

\_\_\_\_\_

d) amit is my friend

\_\_\_\_\_

e) the leaf is green

\_\_\_\_\_

**6. Read all the sight words given below regularly.**

# 100 Sight Words

the	he	at	but	there
of	was	be	not	use
and	for	this	what	an
a	on	have	all	each
to	are	from	were	which
in	as	or	we	she
is	with	one	when	do
you	his	had	your	how
that	they	by	can	their
it	I	words	said	if
will	some	two	my	find
up	her	more	than	long
other	would	write	first	down
about	make	go	water	day
out	like	see	been	did
many	him	number	call	get
then	into	no	who	come
them	time	way	am	made
these	has	could	its	may
so	look	people	now	part

7. Read the phonic sound sentences.

**PHONICS**

Will fills with pills a  
dish of his big fish.  
Pills kill!  
The fish is ill!




**PHONICS**

Elmo let a pet hen  
get a red dress.  
Very well, pet hen!



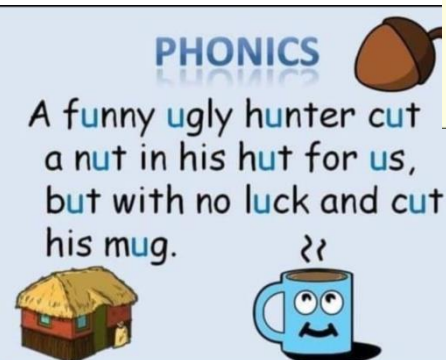
**PHONICS**

A happy cat with a  
fan can clap a crab  
with a cap in the bag.  
The crab is in the  
black cab.



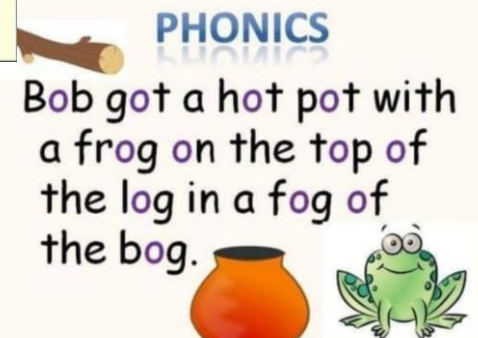
**PHONICS**

A funny ugly hunter cut  
a nut in his hut for us,  
but with no luck and cut  
his mug.

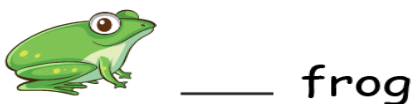


**PHONICS**

Bob got a hot pot with  
a frog on the top of  
the log in a fog of  
the bog.



8. Write a / an.



9. Read and learn the following stories.

---

## **TWO SILLY GOATS**

**Once upon a time there were two silly goats.  
They were passing through the bridge.  
The bridge was narrow.  
Both of them wanted to cross the bridge first.  
They started fighting with each other.  
Both of them fell in the water and drowned.**

### **Moral**

**We should not fight with each other.**

---

## **LION AND THE MOUSE**

Lion was sleeping, Mouse danced on his back.  
Lion woke up and caught the mouse.  
He said, "I will eat you".  
Mouse cried- "No, no spare me, I will help you one day.  
Lion laughed at mouse.  
One day a hunter came and threw his net on the lion.  
Lion roared.  
Mouse came and bit the net and they became friends.

**Moral – A friend in need is a friend indeed.**

---




हिंदी

प्र०1. चित्र देख कर नीचे दी गयी वर्ग पहेली में उनके नाम ढूंढो और खानों में रंग भरों :-



ता	न	डि	पा	चि	डि	या
ला	च	स	गि	ला	स	या
प	मा	पा	र	ट	च	ट
हि	र	न	गि	च	ट	मा
या	श	मा	ट	च	पा	न
पा	मा	न	ट	श	हि	पा
या	च	या	श	मा	श	न



प्र०2. सही मात्रा वाले शब्दों में रंग भरें :-

	तकिया	तकया
	कसान	किसान
	विमान	वामान

प्र०3 नीचे दी गयी कविताओं को याद करें:-

आइए मिलकर गाएँ और दोहराएँ\*

काला काला बादल आया।

गड़गड़ करता बादल आया।

जल बरसाया, जल बरसाया।

घर-घर जाकर जल बरसाया।

वन उपवन था आज नहाया।


छमछम छमछम जल बरसाया।

नाचता गाता बादल आया।

जल बरसाया, जल बरसाया।



### \*दिन निकला\*




दिन निकला फिर बिटिया आई।  
खटिया और तकिया लाई।  
चिनमिन चिड़िया उड़कर आई।  
चिड़िया दाना तिनका लाई।  
रिमझिम रिमझिम बारिश आई।  
टिया नेफिर टिकिया खाई।



प्र०4 नीचे दी गयी कहानियों को पढ़ने का अभ्यास कीजिये :-

### \*चिड़ा और बिलाव\*

एक चिड़ा था। एक बिलाव था।  
चिड़ा मिठाई लाया। बिलाव लाया मलाई।  
चिड़ा मलाई खाना चाहता था। बिलाव मिठाई खाना चाहता था।  
चिड़ा और बिलाव मित्र बन गए। चिड़ा और बिलाव मिलकर नदिया पर गए।  
बिलाव फिसल गया। मलाई गिर गई।  
एक चिड़िया मिठाई खाकर उड़ गई।  
न चिड़ा मलाई खा पाया। न बिलाव मिठाई खा सका।



### \*मामा बाज़ार गए\*

मामा बाज़ार गए । एक बड़ा मटका लिए।  
सात बादाम लिए। गाजर का हलवा लिए।  
लाल-लाल अनार लिए। मटका पड़ा धड़ाम।  
बादाम काला कागा खा गया।  
गाजर का हलवा जल गया।  
लाल अनार सड़ गया । ओह! मामा।





प्र०5 कहानी में आये गए शब्द नीचे दिए गए हैं। उनको याद कर के अपनी हिंदी की कार्यपुस्तिका में लिखें। छुट्टियों के बाद श्रुतलेख होगा।


श्रुतलेख शब्द	
1 चिड़ा	9 मलाई
2 बिलाव	10 कागा
3 फिसल	
4 बादाम	
5 हलवा	
6 मिठाई	
7 मित्र	
8 मटका	


प्र०6 चित्रों के नाम चुनकर वाक्य पूरे करो :-


आम	बाजा	हिरन	गिटार	चिड़िया
----	------	------	-------	---------

1.  \_\_\_\_\_ चहचहाई ।






2.  \_\_\_\_\_ आया।

3. वह  \_\_\_\_\_ लाया।

4. राजा  \_\_\_\_\_ खा।

5. लता  \_\_\_\_\_ बजा ।

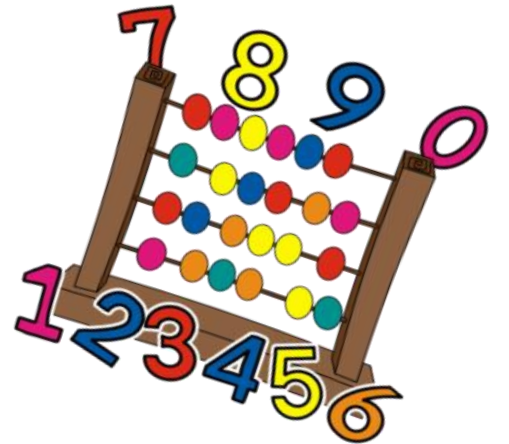
प्र०7 सही जगह पर सही मात्रा लगाओ:-

	चि_इया
	_कताब
	अन_र
	ना_रयल
	लिफ_फा

प्र०8 मोती मेरे अक्षर पृष्ठ 3-13 पूरे करो



### Mathematics

1. Write counting 1-50 in your Maths notebook.
2. Do pages 23, 25 and 27 in your Mental Maths book.






3. Do the following worksheets in your Maths notebook. You can take the printouts of the given worksheets or write the answers of the same in your notebooks.

Before	Between	After
 ← <b>10</b>	<b>11</b>  <b>13</b>	<b>5</b> ← 
 ← <b>4</b>	<b>8</b>  <b>10</b>	<b>16</b> ← 
 ← <b>12</b>	<b>15</b>  <b>17</b>	<b>19</b> ← 
 ← <b>7</b>	<b>7</b>  <b>9</b>	<b>8</b> ← 
 ← <b>20</b>	<b>4</b>  <b>6</b>	<b>10</b> ← 
 ← <b>8</b>	<b>13</b>  <b>15</b>	<b>13</b> ← 

Q. Write the positions of the following using help box.

Outside	farthest	top	inside	nearest	bottom
---------	----------	-----	--------	---------	--------



## FIND MISSING LETTERS AND WRITE

1- O N E

2- T \_ \_

3- T \_ \_ \_ E

4- F \_ \_ R

5- \_ \_ \_ E

6- \_ \_ \_

7- S \_ \_ \_ N

8- E \_ \_ \_ T

9- N \_ \_ \_

10- \_ \_ \_

11- E \_ \_ \_ \_ N

12- TW \_ \_ \_ \_

13- T \_ \_ \_ TEEN

14- FOUR \_ \_ \_ \_

15- FIF \_ \_ \_ \_

16- SIX \_ \_ \_ \_

17- SE \_ \_ \_ \_ \_ EN

18- \_ \_ \_ \_ \_ EEN

19- \_ \_ \_ \_ TEEN

20- TW \_ \_ \_ \_



Greater than (>)

Less than (<)

Equal to (=)

- Fill in the blanks using greater than (>), less than (<) or equal to (=) sign.

18  20

20  10

19  7

3  9


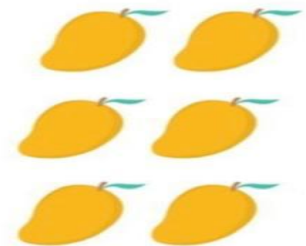

15  11

16  15

10  10

8  5

Q) Fill in the given boxes using greater than (>), less than (<) or equal to (=) sign.



# Ordering Numbers

Single digit: 51

A) Order the numbers from least to greatest.

1)

1 8 5  
6 2

2)

3 4 7  
9 0

B) Order the numbers from greatest to least.

1)

8 7 5  
4 6

2)

1 9 0  
3 2

## Maths Activity:

Take an A3 size sheet. ( to be done by all)

Draw and colour 2 things which can roll.

OR

Draw and colour 2 things which can slide.

ACTIVITY  
TIME

## Environmental Studies

1. Revise the work done in class

2. Write True or False:

- a. Cotton clothes keep us cool. \_\_\_\_\_
- b. We wear different clothes at different times of the year. \_\_\_\_\_
- c. We feel good when we wear dirty clothes. \_\_\_\_\_
- d. We must not wipe our wet or dirty hands on our clothes. \_\_\_\_\_
- e. We wear woollen clothes during rainy season. \_\_\_\_\_

3. Name them.

- a. We eat this meal at night - \_\_\_\_\_
- b. All our food comes from - \_\_\_\_\_
- c. We eat this meal at noon - \_\_\_\_\_

4. There are certain healthy eating habits that we must follow:

Tick (✓) 'Yes' or cross (X) 'No' for the following:

- |    |  |     |                          |    |                          |
|----|--|-----|--------------------------|----|--------------------------|
| a. | I wash my hands with soap and water before the meal. | Yes | <input type="checkbox"/> | No | <input type="checkbox"/> |
| b. | I eat small portions of food at a time.              | Yes | <input type="checkbox"/> | No | <input type="checkbox"/> |
| c. | I speak with food in my mouth.                       | Yes | <input type="checkbox"/> | No | <input type="checkbox"/> |
| d. | I chew my food well.                                 | Yes | <input type="checkbox"/> | No | <input type="checkbox"/> |
| e. | I eat fruits and vegetables every day.               | Yes | <input type="checkbox"/> | No | <input type="checkbox"/> |
| f. | I finish all the food on my plate.                   | Yes | <input type="checkbox"/> | No | <input type="checkbox"/> |

5. Circle the odd one out.

1.	apple	radish	banana
2.	mango	orange	potato
3.	onion	paneer	curd
4.	pasta	milk	noodles
5.	rice	wheat	rose

**Complete the following worksheets by pasting (printout /handwritten) them in EVS notebook.**

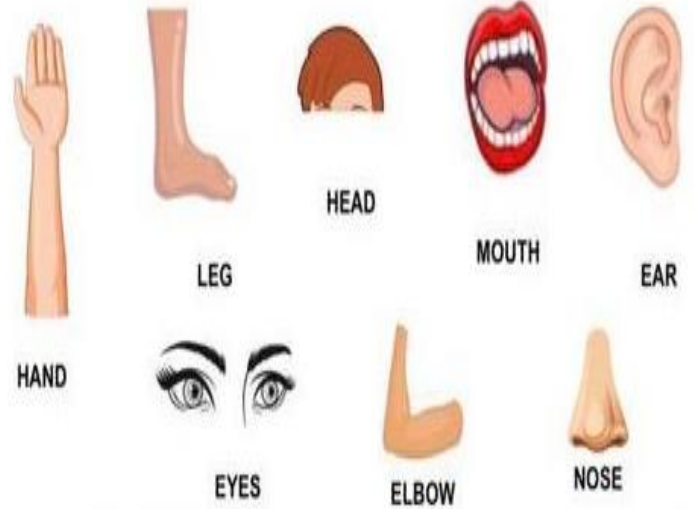
6. Identify the following food and write their names.

vegetables   milk   egg   fruits   butter   cheese



7. Find the body parts given below and circle in the crossword.

H	W	E	R	E	Y	E	S
A	F	E	A	R	K	L	M
N	F	T	M	T	Y	I	O
D	R	J	K	O	M	Y	E
A	H	G	H	K	U	U	O
L	E	G	C	N	X	T	L
X	A	N	O	S	E	B	H
Z	D	E	E	L	B	O	W



.....

.....

.....

Q.2 Write in blanks that do you use in different seasons.

Summer	<p style="color: yellow;">Rain Coat</p> <p style="color: black;">Cap</p> <p style="color: red;">Gloves</p> <p style="color: black;">Sweater</p> <p style="color: purple;">Sunglasses</p> <p style="color: red;">Jacket</p> <p style="color: blue;">Cotton Clothes</p> <p style="color: blue;">Scarf</p> <p style="color: green;">Gumboots</p> <p style="color: blue;">Umbrella</p>
Winter	
Rainy	

Summer .....

Winter .....

Rainy .....

## GENERAL KNOWLEDGE

1. Know your country. Circle the correct national symbol.

National bird

	Parrot	Peacock	Pigeon
	Tiger	Lion	Dog
	Coconut Tree	Neem Tree	Banyan Tree
	Mango	Apple	Orange
	Jasmine	Rose	Lotus
	Dollar	Rupee	Peso

National animal

National tree

National fruit

National flower

National currency

Q2. Choose any one National symbol of India of your choice (eg. national bird, national animal etc) and draw and colour it on an A4 size sheet and using your creativity to make it attractive.



## Art n Craft

- 1) Design a beautiful wall hanging using a CD. You can use decorative material of your own choice to make it more creative and beautiful.
- 2) Draw and colour the following topics according to your Roll No on an A-4 size white pastel sheet.

Roll No-1 to 10- Vegetable basket

Roll No-11 to 20. - Butterfly in the Garden

Roll No-21 to 30- Sea World

Roll No- 31 onwards- Fruit Basket